

## Snow Day Packet 2

\*\* If you do not have access to a printer please do not worry about it. Just have your child tell you the answers to these worksheets verbally. Please help your child with anything they seem to struggle with - making sure they understand how and why the correct answer works.

### Religion:

- To reinforce that God is our Father and that Jesus taught us to pray using the "Our Father"
- Complete "Our Father paper"
- Pray the Our Father 3 times
- <https://www.youtube.com/watch?v=u0mA9SGZVjs>

### Math:

- reinforce the concept of addition - finding sums
- Complete both pages using the pictures to help
- <https://www.youtube.com/watch?v=tVHOBVAFjUw>

### Phonics:

- Review alphabetical order and the shape lowercase letters
- Complete alphabet paper
- <https://www.starfall.com/h/abcs/>

### Handwriting

- Reinforce the handwriting of your last name
- Write your last name 1 time on each line in your best handwriting on the included paper or any lined paper you have at home

### Word Work:

- reinforce the sight words
- Complete the sight word worksheet
- Read each word out loud as you color them
- <https://www.youtube.com/watch?v=E0vWOwlfTs>

### Reading:

- Using books sent home in bag, any book at home, or on-line books...
- Practice reading using your "super-reading powers" - pointer power(pointing at words), picture power(use pictures to help with words), letter sound power, sight word power, partner power (other person's help)
- <https://justbooksreadaloud.com/IndexCategory.php?t=All>
- (sample of a read aloud website)

### Writing:

- Create a story using this "story starter".. "I can see a...."
- Use the picture handwriting paper or any paper you have at home.
- Remember to start each sentence with an uppercase letter, leave a space between each word, put a period at the end of the sentence, and have your picture match the words.

### Extra Activity Ideas if Wanted:

- Practice math skills on the IXL website
- Have "quiet reading" time
- Practice the words in your Brag Bag
- Practice counting to 100 by 1's and 10's
- Say the Pledge of Allegiance
- Sing some songs you know
- Exercise inside or outside
- Say your prayers throughout the day



OUR  
FATHER




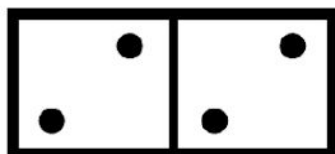

# MATHEMATICS (ADDITION)



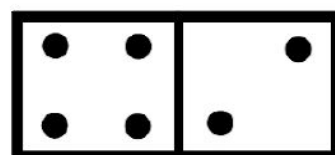
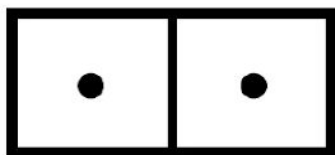
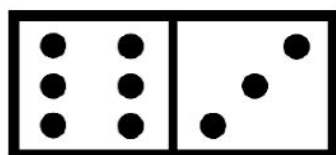
WORKSHEET

Name: \_\_\_\_\_


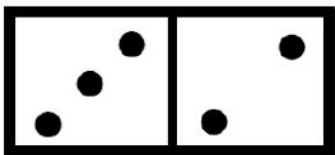
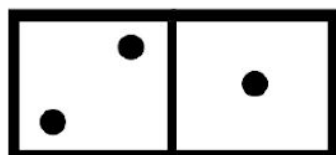
Grade: \_\_\_\_\_



$$5+3=\square \quad 2+2=\square \quad 5+2=\square$$



$$6+3=\square \quad 1+1=\square \quad 4+2=\square$$



$$2+1=\square \quad 3+2=\square \quad 5+5=\square$$


Name \_\_\_\_\_

Date \_\_\_\_\_

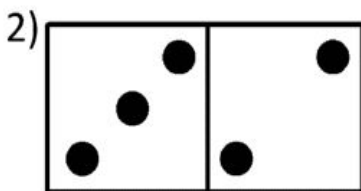


## DOMINO ADDITION SHEET 4

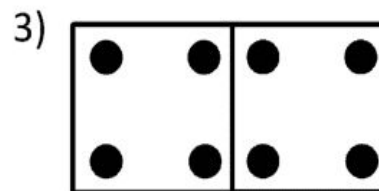
Count the number of dots on each domino and fill in the total.




$$\underline{\quad} + \underline{\quad} = \underline{\quad}$$



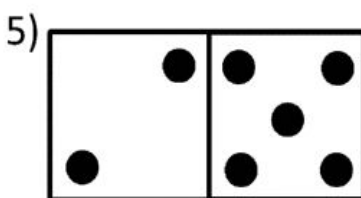
$$\underline{\quad} + \underline{\quad} = \underline{\quad}$$




$$\underline{\quad} + \underline{\quad} = \underline{\quad}$$




$$\underline{\quad} + \underline{\quad} = \underline{\quad}$$




$$\underline{\quad} + \underline{\quad} = \underline{\quad}$$




$$\underline{\quad} + \underline{\quad} = \underline{\quad}$$




$$\underline{\quad} + \underline{\quad} = \underline{\quad}$$




$$\underline{\quad} + \underline{\quad} = \underline{\quad}$$




$$\underline{\quad} + \underline{\quad} = \underline{\quad}$$



$$\underline{\quad} + \underline{\quad} = \underline{\quad}$$




$$\underline{\quad} + \underline{\quad} = \underline{\quad}$$



$$\underline{\quad} + \underline{\quad} = \underline{\quad}$$

Shade the dominoes which have a total of 10.



Free Math Sheets, Math Games and Math Help




















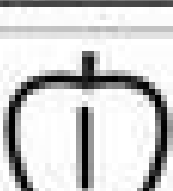








[MATH-SALAMANDERS.COM](http://MATH-SALAMANDERS.COM)


Name: \_\_\_\_\_



Cut the apples. 

Glue the apples in abc order. 

Cut the apples. 					
Glue the apples in abc order. 					
					
					
					
					
					
					





= my

Name \_\_\_\_\_



= like

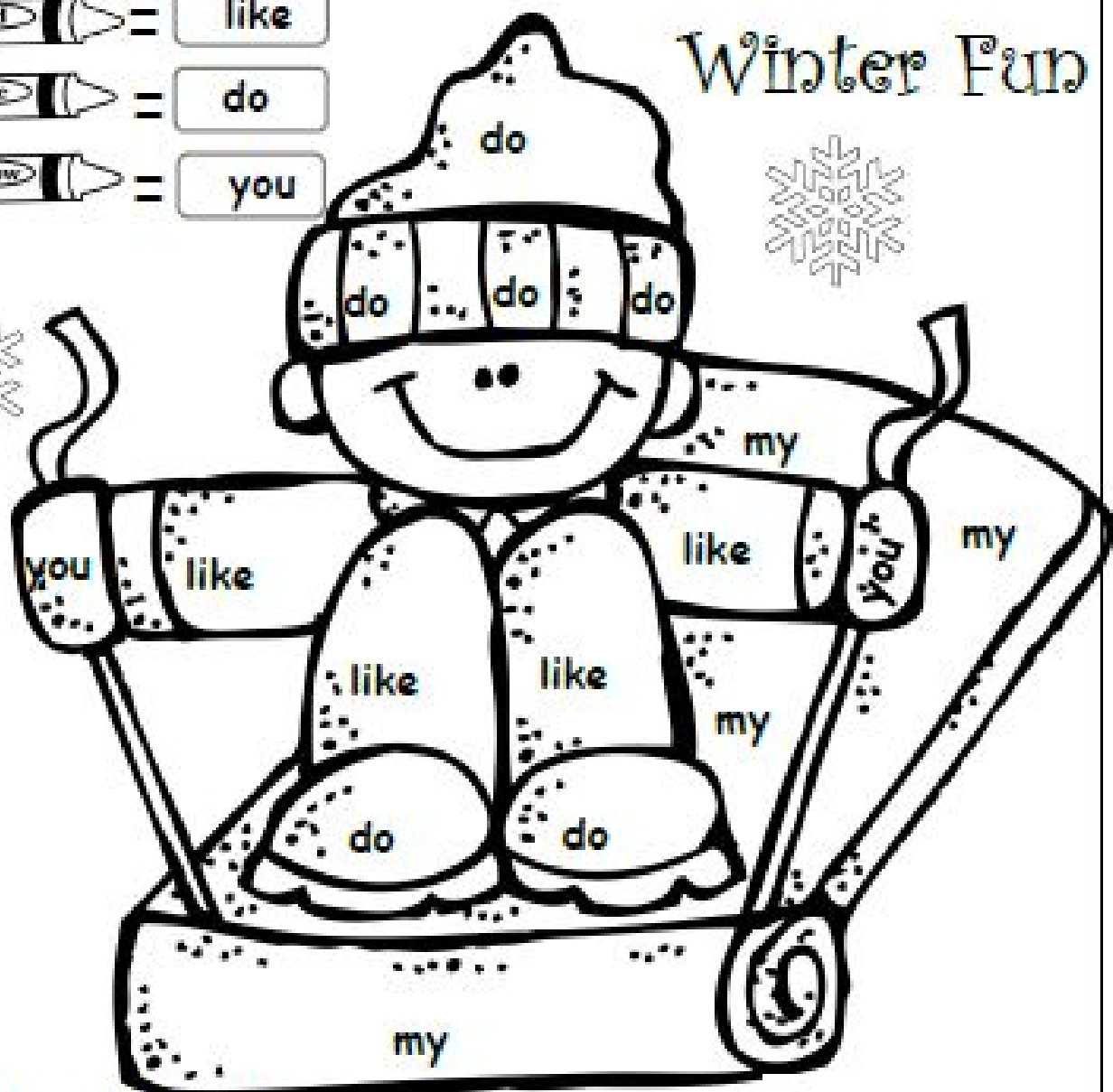


= do



= you

# Winter Fun



## Word Bank

like, sled?, Do, you, my

Use the Word Bank words to write a sentence.

\_\_\_\_\_  
\_\_\_\_\_  
\_\_\_\_\_  
\_\_\_\_\_

Name \_\_\_\_\_ Date \_\_\_\_\_

Name \_\_\_\_\_ Date \_\_\_\_\_

[illegible]